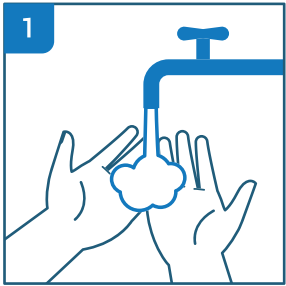
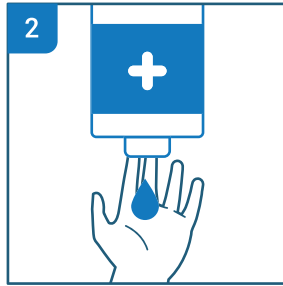




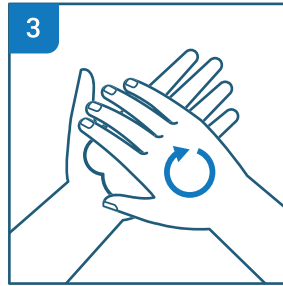
HOW TO WASH YOUR HANDS



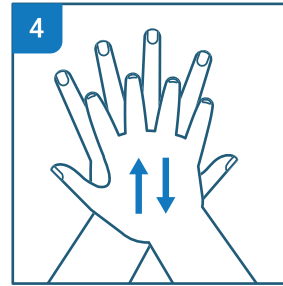
1 WET HANDS



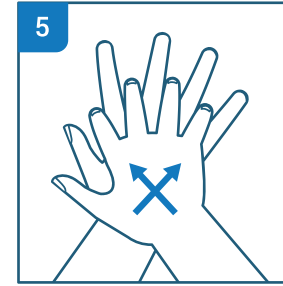
2 APPLY SOAP



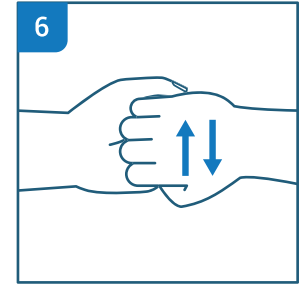
3 RUB HANDS
PALM TO PALM



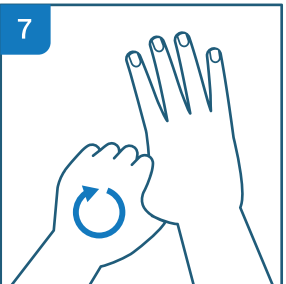
4 LATHER THE BACKS
OF YOUR HANDS



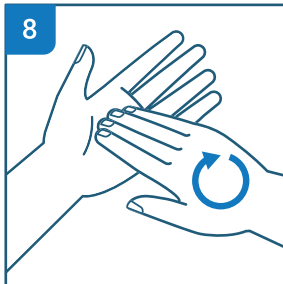
5 SCRUB
BETWEEN YOUR FINGERS



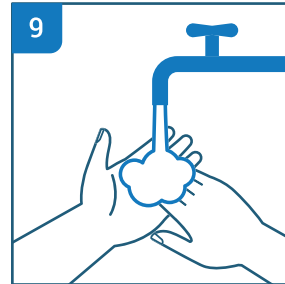
6 RUB THE BACKS
OF FINGERS ON
THE OPPOSING PALMS



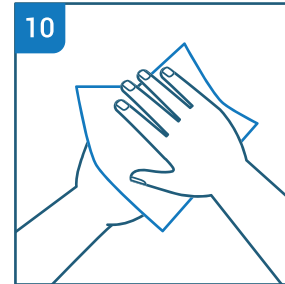
7 CLEAN THUMBS



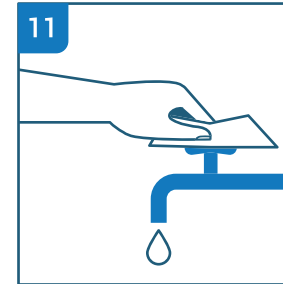
8 WASH FINGERNAILS
AND FINGERTIPS




9 RINSE HANDS



10 DRY WITH
A SINGLE USE TOWEL



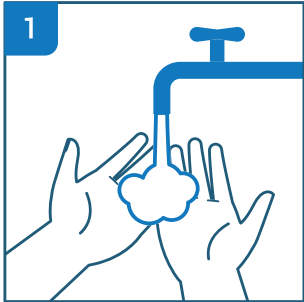
11 USE THE TOWEL
TO TURN OFF THE FAUCET



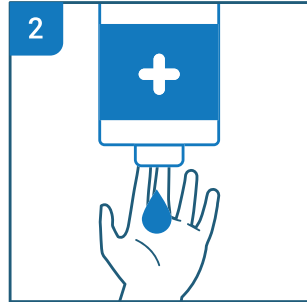
12 YOUR HANDS ARE CLEAN



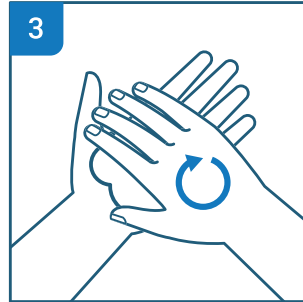
HOW TO WASH YOUR HANDS



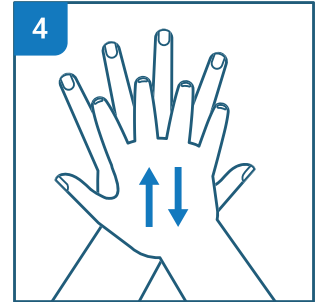
WET HANDS



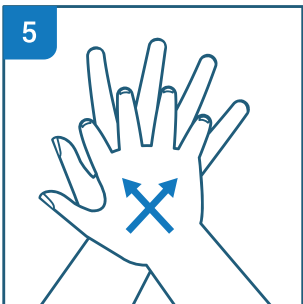
APPLY SOAP



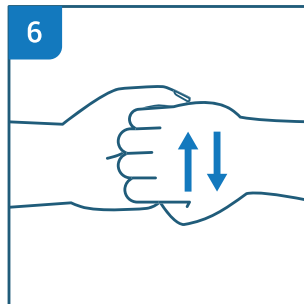
RUB HANDS
PALM TO PALM



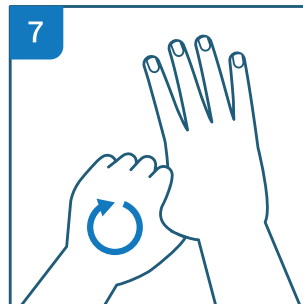
LATHER THE BACKS
OF YOUR HANDS



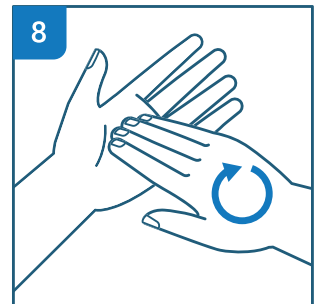
SCRUB
BETWEEN YOUR FINGERS



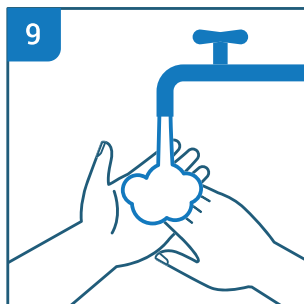
RUB THE BACKS
OF FINGERS ON
THE OPPOSING PALMS



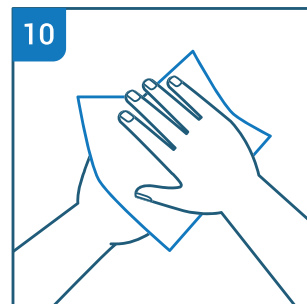
CLEAN THUMBS



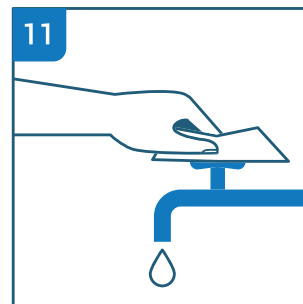
WASH FINGERNAILS
AND FINGERTIPS




RINSE HANDS



DRY WITH
A SINGLE USE TOWEL



USE THE TOWEL
TO TURN OFF THE FAUCET



YOUR HANDS ARE CLEAN